



## Batavia Micropolitan Area, NY

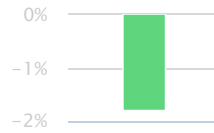
Community Profile

**TOTAL  
POPULATION**  
**59,006**

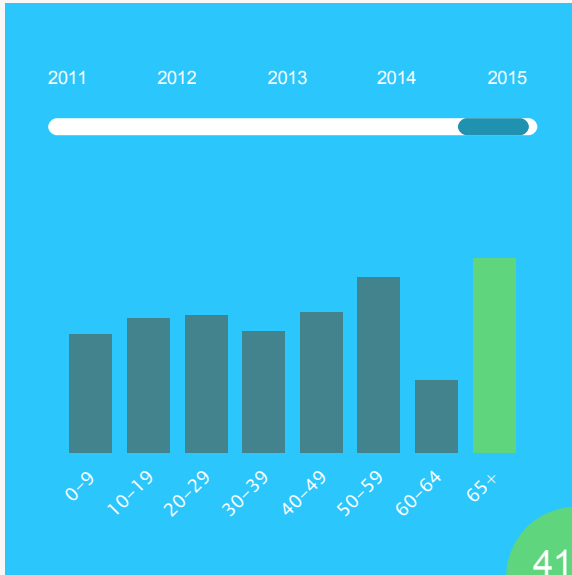
The total population of the Region of Batavia Micropolitan Area is 59,006. The median age is 41.72.



The population in Batavia Micropolitan Area has decreased -1.79% since 2011.



### Age Distribution



49.89%  
Male



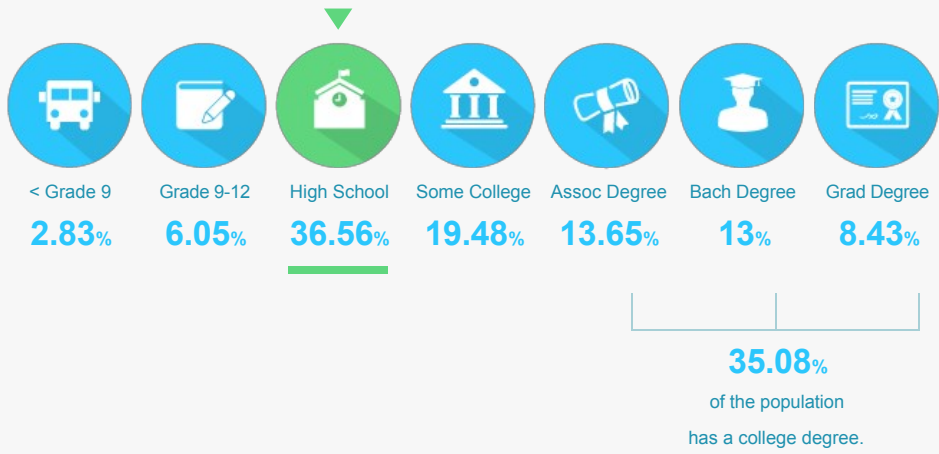
50.11%  
Female



41.72  
Median Age

# EDUCATIONAL ATTAINMENT

The majority of the population in Batavia Micropolitan Area has completed at least a high school degree.



# LABOR FORCE

# 31,062


Batavia Micropolitan Area has a labor force of 31,062 people, with a job growth rate of 0.32% since 2014.

## JOB GROWTH

# 0.32%

Since 2014

### TOTAL EMPLOYEES



26,065  
2015

The work distribution of total employees in Batavia Micropolitan Area is.



# 60%

Blue Collar



# 39%

White Collar



Since 2014

## 5 TOP TALENT

Where are the top jobs by occupation?



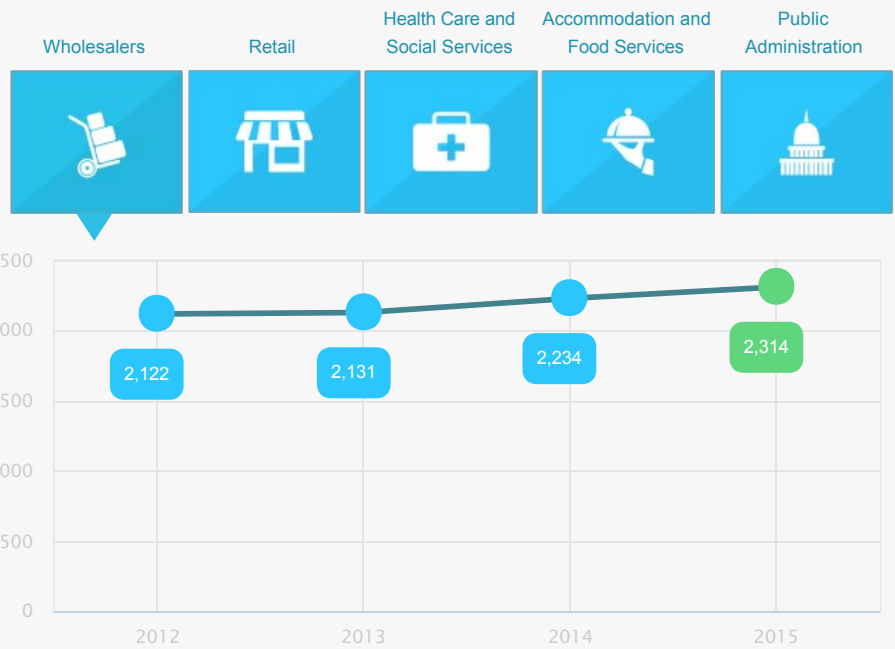
## TOTAL ESTABLISHMENTS

# 2,401

# BUSINESSES AND JOBS

Batavia Micropolitan Area has a total of 2,401 businesses. In 2015, the leading industries were: Wholesalers, Retail, Health Care and Social Services, Accommodation and Food Services, and Public Administration

Which are the top 5 industries by jobs?



How many employees do businesses in Batavia Micropolitan Area have?

1-4 Employees	59.48%
5-9 Employees	19.49%
10-19 Employees	10%
20-49 Employees	6.58%
50-99 Employees	2.42%
100+ Employees	2.0300000000000002%

# INCOME AND SPENDING

Workers in Batavia Micropolitan Area earn a average yearly household income of \$49,339. 42.1% of the households earn more than the national average each year. Household expenditures average \$51,521 per year. The majority of earnings get spent on Shelter, Transportation, Food and Beverages, Health Care, and Entertainment.

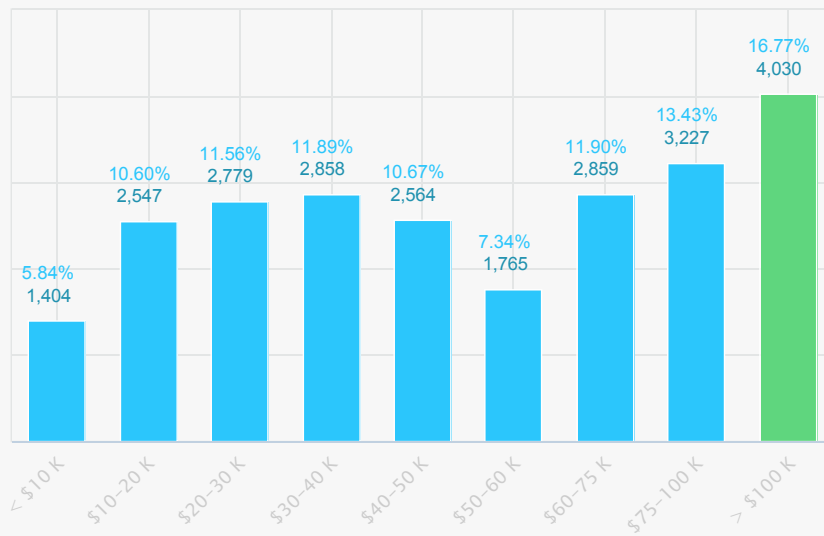
There are 43% more households who own their homes than there are renters.



MEDIAN  
**HOUSEHOLD  
INCOME**  
**\$49,339**

**15%** less than the state  
**10%** less than the nation

Income Distribution



## How do people spend much of their money?


\$ PER HOUSEHOLD



The average household expenditure in Batavia Micropolitan Area is:

# \$51,521

## HOUSING



Batavia Micropolitan Area  
**Population:**59,006  
**Labor Force Size:**31,062  
**Bachelors Degree or Higher:**13.00%  
**Household Median Income:**49,339  
**Job Growth Rate:**n/a  
**Commute Travel Time:**n/a

- to folder
- Full Report
- Labor Force Report
- Demographics Report
- Consumer Spending Report
- Wages Report
- Talent Pool Report

