

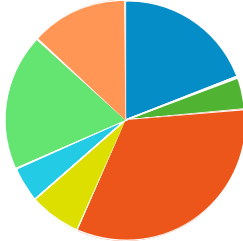


## Batavia Micro Area Consumer Spending

Consumer Spending Report (Batavia Micropolitan Area)

### Apparel (2015)

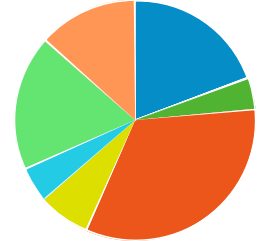
- Men's Apparel
- Boys' Apparel
- Women's Apparel
- Girls' Apparel
- Infants Apparel
- Footwear
- Apparel Services and Accessories



	\$ PER HOUSEHOLD	TOTAL \$000'S
<b>Totals:</b>	<b>\$1,781</b>	<b>\$42,817</b>
Men's Apparel	\$342	\$8,234
Boys' Apparel	\$77	\$1,860
Women's Apparel	\$587	\$14,131
Girls' Apparel	\$124	\$2,998
Infants Apparel	\$86	\$2,073
Footwear	\$327	\$7,862
Apparel Services and Accessories	\$235	\$5,659

### Apparel (2020)

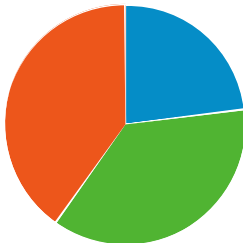
- Men's Apparel
- Boys' Apparel
- Women's Apparel
- Girls' Apparel
- Infants Apparel
- Footwear
- Apparel Services and Accessories



	\$ PER HOUSEHOLD	TOTAL \$000'S
<b>Totals:</b>	<b>\$1,872</b>	<b>\$46,231</b>
Men's Apparel	\$360	\$8,904
Boys' Apparel	\$80	\$1,989
Women's Apparel	\$619	\$15,303
Girls' Apparel	\$129	\$3,201
Infants Apparel	\$89	\$2,219
Footwear	\$339	\$8,387
Apparel Services and Accessories	\$252	\$6,228

### Entertainment (2015)

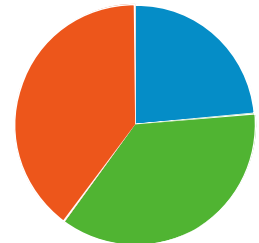
- Fees And Admissions
- Video And Audio Equipment
- Recreational Equipment And Supplies



	\$ PER HOUSEHOLD	TOTAL \$000'S
<b>Totals:</b>	<b>\$2,870</b>	<b>\$68,976</b>
Fees And Admissions	\$662	\$15,924
Video And Audio Equipment	\$1,054	\$25,348
Recreational Equipment And Supplies	\$1,152	\$27,704

### Entertainment (2020)

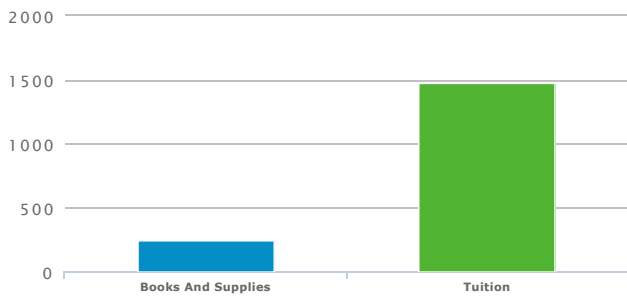
- Fees And Admissions
- Video And Audio Equipment
- Recreational Equipment And Supplies



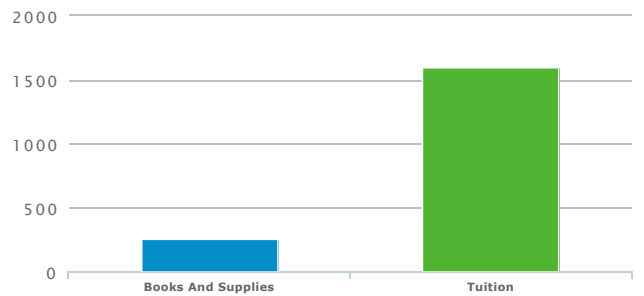
	\$ PER HOUSEHOLD	TOTAL \$000'S
<b>Totals:</b>	<b>\$3,024</b>	<b>\$74,666</b>
Fees And Admissions	\$711	\$17,560
Video And Audio Equipment	\$1,105	\$27,300
Recreational Equipment And Supplies	\$1,207	\$29,806

### Education (2015)

### Education (2020)

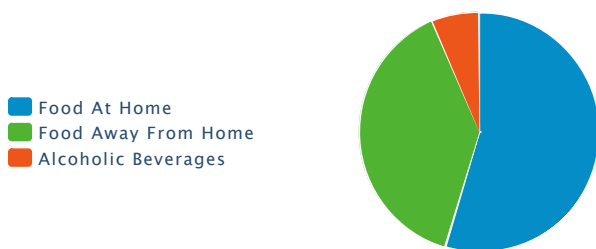


	\$ PER HOUSEHOLD	TOTAL \$000'S
<b>Totals:</b>	<b>\$1,722</b>	<b>\$41,385</b>
<b>Books And Supplies</b>	<b>\$241</b>	<b>\$5,796</b>
<b>Tuition</b>	<b>\$1,480</b>	<b>\$35,589</b>



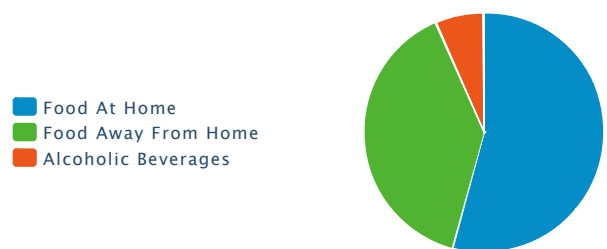
	\$ PER HOUSEHOLD	TOTAL \$000'S
<b>Totals:</b>	<b>\$1,859</b>	<b>\$45,915</b>
<b>Books And Supplies</b>	<b>\$260</b>	<b>\$6,431</b>
<b>Tuition</b>	<b>\$1,599</b>	<b>\$39,484</b>

### Food and Beverages (2015)



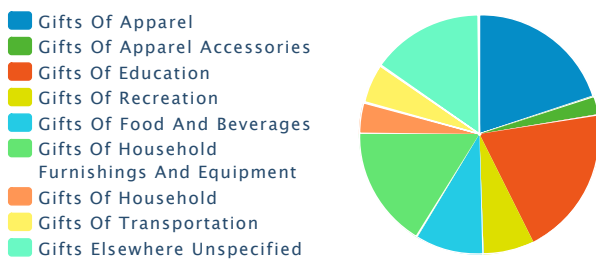
	\$ PER HOUSEHOLD	TOTAL \$000'S
<b>Totals:</b>	<b>\$7,689</b>	<b>\$184,809</b>
<b>Food At Home</b>	<b>\$4,200</b>	<b>\$100,951</b>
<b>Food Away From Home</b>	<b>\$2,990</b>	<b>\$71,875</b>
<b>Alcoholic Beverages</b>	<b>\$498</b>	<b>\$11,983</b>

### Food and Beverages (2020)



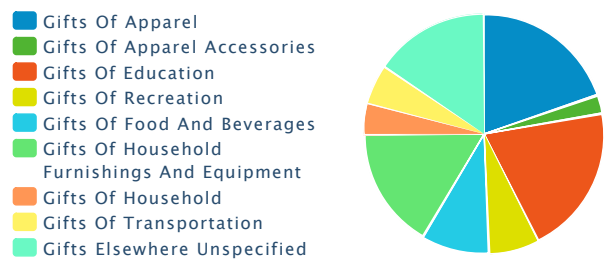
	\$ PER HOUSEHOLD	TOTAL \$000'S
<b>Totals:</b>	<b>\$8,046</b>	<b>\$198,633</b>
<b>Food At Home</b>	<b>\$4,361</b>	<b>\$107,674</b>
<b>Food Away From Home</b>	<b>\$3,153</b>	<b>\$77,848</b>
<b>Alcoholic Beverages</b>	<b>\$531</b>	<b>\$13,111</b>

### Gifts (2015)



	\$ PER HOUSEHOLD	TOTAL \$000'S
<b>Totals:</b>	<b>\$1,204</b>	<b>\$28,956</b>
<b>Gifts Of Apparel</b>	<b>\$239</b>	<b>\$5,749</b>
<b>Gifts Of Apparel Accessories</b>	<b>\$30</b>	<b>\$733</b>
<b>Gifts Of Education</b>	<b>\$243</b>	<b>\$5,850</b>
<b>Gifts Of Recreation</b>	<b>\$82</b>	<b>\$1,975</b>
<b>Gifts Of Food And Beverages</b>	<b>\$111</b>	<b>\$2,678</b>
<b>Gifts Of Household Furnishings And Equipment</b>	<b>\$196</b>	<b>\$4,718</b>
<b>Gifts Of Household</b>	<b>\$51</b>	<b>\$1,237</b>
<b>Gifts Of Transportation</b>	<b>\$64</b>	<b>\$1,552</b>
<b>Gifts Elsewhere Unspecified</b>	<b>\$185</b>	<b>\$4,465</b>

### Gifts (2020)

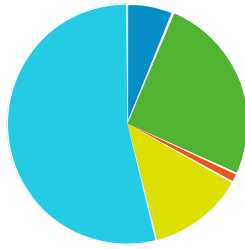


	\$ PER HOUSEHOLD	TOTAL \$000'S
<b>Totals:</b>	<b>\$1,294</b>	<b>\$31,956</b>
<b>Gifts Of Apparel</b>	<b>\$256</b>	<b>\$6,334</b>
<b>Gifts Of Apparel Accessories</b>	<b>\$32</b>	<b>\$808</b>
<b>Gifts Of Education</b>	<b>\$261</b>	<b>\$6,451</b>
<b>Gifts Of Recreation</b>	<b>\$88</b>	<b>\$2,181</b>
<b>Gifts Of Food And Beverages</b>	<b>\$119</b>	<b>\$2,946</b>
<b>Gifts Of Household Furnishings And Equipment</b>	<b>\$210</b>	<b>\$5,206</b>
<b>Gifts Of Household</b>	<b>\$55</b>	<b>\$1,359</b>
<b>Gifts Of Transportation</b>	<b>\$69</b>	<b>\$1,725</b>
<b>Gifts Elsewhere Unspecified</b>	<b>\$200</b>	<b>\$4,945</b>

### Household Furnishings (2015)

### Household Furnishings (2020)

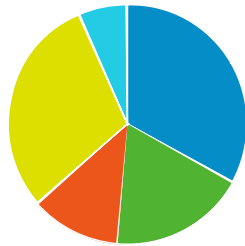
- Household Textiles
- Furniture
- Floor Coverings
- Major Appliances
- Housewares And Small Appliances



	\$ PER HOUSEHOLD	TOTAL \$000'S
<b>Totals:</b>	<b>\$1,734</b>	<b>\$41,693</b>
Household Textiles	\$110	\$2,652
Furniture	\$441	\$10,599
Floor Coverings	\$22	\$553
Major Appliances	\$226	\$5,443
Housewares And Small Appliances	\$934	\$22,447

### Shelter (2015)

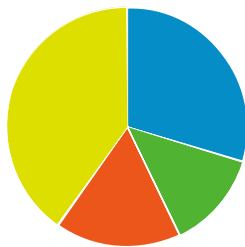
- Mortgage Interest
- Property Taxes
- Miscellaneous Owned Dwelling Costs
- Rental Costs
- Other Lodging



	\$ PER HOUSEHOLD	TOTAL \$000'S
<b>Totals:</b>	<b>\$10,598</b>	<b>\$254,716</b>
Mortgage Interest	\$3,504	\$84,214
Property Taxes	\$1,937	\$46,563
Miscellaneous Owned Dwelling Costs	\$1,291	\$31,035
Rental Costs	\$3,170	\$76,187
Other Lodging	\$695	\$16,717

### Household Operations (2015)

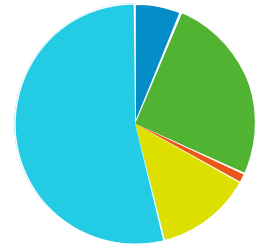
- Babysitting And Elderly Care
- Household Services
- Alimony And Child Support
- Household Supplies



	\$ PER HOUSEHOLD	TOTAL \$000'S
<b>Totals:</b>	<b>\$1,391</b>	<b>\$33,432</b>
Babysitting And Elderly Care	\$413	\$9,947
Household Services	\$182	\$4,382
Alimony And Child Support	\$236	\$5,678
Household Supplies	\$558	\$13,425

### Personal Care (2015)

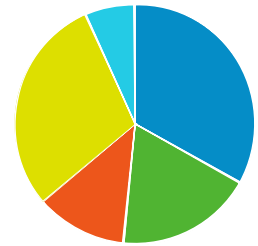
- Household Textiles
- Furniture
- Floor Coverings
- Major Appliances
- Housewares And Small Appliances



	\$ PER HOUSEHOLD	TOTAL \$000'S
<b>Totals:</b>	<b>\$1,838</b>	<b>\$45,389</b>
Household Textiles	\$116	\$2,875
Furniture	\$468	\$11,560
Floor Coverings	\$24	\$614
Major Appliances	\$238	\$5,897
Housewares And Small Appliances	\$990	\$24,443

### Shelter (2020)

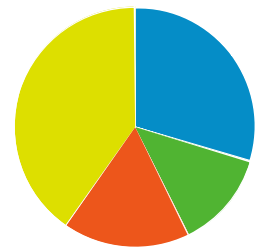
- Mortgage Interest
- Property Taxes
- Miscellaneous Owned Dwelling Costs
- Rental Costs
- Other Lodging



	\$ PER HOUSEHOLD	TOTAL \$000'S
<b>Totals:</b>	<b>\$11,185</b>	<b>\$276,133</b>
Mortgage Interest	\$3,709	\$91,589
Property Taxes	\$2,061	\$50,889
Miscellaneous Owned Dwelling Costs	\$1,370	\$33,830
Rental Costs	\$3,287	\$81,153
Other Lodging	\$756	\$18,673

### Household Operations (2020)

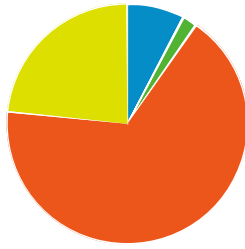
- Babysitting And Elderly Care
- Household Services
- Alimony And Child Support
- Household Supplies



	\$ PER HOUSEHOLD	TOTAL \$000'S
<b>Totals:</b>	<b>\$1,481</b>	<b>\$36,578</b>
Babysitting And Elderly Care	\$438	\$10,834
Household Services	\$194	\$4,802
Alimony And Child Support	\$253	\$6,247
Household Supplies	\$595	\$14,696

### Personal Care (2020)

- Hair Care
- Electric Personal Care Appliances
- Personal Care Services
- Personal Care Products



	\$ PER HOUSEHOLD	TOTAL \$000'S
<b>Totals:</b>	<b>\$669</b>	<b>\$16,102</b>
Hair Care	\$52	\$1,254
Electric Personal Care Appliances	\$13	\$317
Personal Care Services	\$448	\$10,768
Personal Care Products	\$156	\$3,762

#### Utilities (2015)

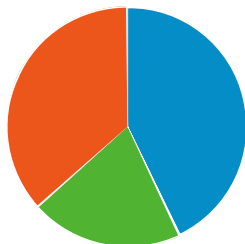
- Natural Gas
- Electricity
- Fuel Oil And Other Fuels
- Telephone Service
- Other Utilities



	\$ PER HOUSEHOLD	TOTAL \$000'S
<b>Totals:</b>	<b>\$3,986</b>	<b>\$95,802</b>
Natural Gas	\$421	\$10,134
Electricity	\$1,519	\$36,520
Fuel Oil And Other Fuels	\$145	\$3,487
Telephone Service	\$1,358	\$32,639
Other Utilities	\$541	\$13,021

#### Reading (2015)

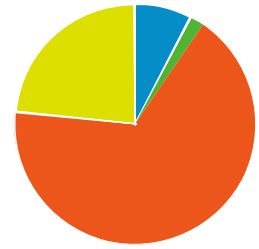
- Newspapers
- Magazines
- Books



	\$ PER HOUSEHOLD	TOTAL \$000'S
<b>Totals:</b>	<b>\$114</b>	<b>\$2,740</b>
Newspapers	\$48	\$1,176
Magazines	\$23	\$561
Books	\$41	\$1,002

#### Tobacco (2015)

- Hair Care
- Electric Personal Care Appliances
- Personal Care Services
- Personal Care Products



	\$ PER HOUSEHOLD	TOTAL \$000'S
<b>Totals:</b>	<b>\$704</b>	<b>\$17,383</b>
Hair Care	\$54	\$1,355
Electric Personal Care Appliances	\$13	\$343
Personal Care Services	\$470	\$11,623
Personal Care Products	\$164	\$4,062

#### Utilities (2020)

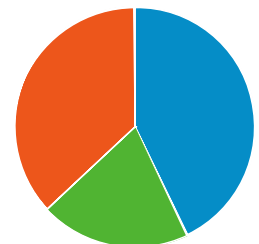
- Natural Gas
- Electricity
- Fuel Oil And Other Fuels
- Telephone Service
- Other Utilities



	\$ PER HOUSEHOLD	TOTAL \$000'S
<b>Totals:</b>	<b>\$4,158</b>	<b>\$102,660</b>
Natural Gas	\$441	\$10,890
Electricity	\$1,582	\$39,065
Fuel Oil And Other Fuels	\$151	\$3,739
Telephone Service	\$1,417	\$34,993
Other Utilities	\$566	\$13,973

#### Reading (2020)

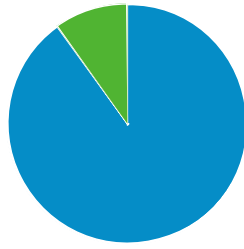
- Newspapers
- Magazines
- Books



	\$ PER HOUSEHOLD	TOTAL \$000'S
<b>Totals:</b>	<b>\$120</b>	<b>\$2,973</b>
Newspapers	\$51	\$1,277
Magazines	\$24	\$609
Books	\$44	\$1,087

#### Tobacco (2020)

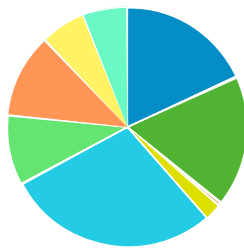
■ Cigarettes  
■ Other Tobacco Products



	\$ PER HOUSEHOLD	TOTAL \$000'S
<b>Totals:</b>	<b>\$341</b>	<b>\$8,211</b>
<b>Cigarettes</b>	<b>\$307</b>	<b>\$7,389</b>
<b>Other Tobacco Products</b>	<b>\$34</b>	<b>\$822</b>

### Transportation (2015)

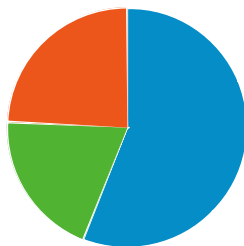
■ New Vehicle Purchase  
■ Used Vehicle Purchase  
■ Motorcycles (New And Used)  
■ Vehicle Finance Charges  
■ Gasoline And Oil  
■ Vehicle Repair And Maintenance  
■ Vehicle Insurance  
■ Public Transportation  
■ Other Transportation Costs



	\$ PER HOUSEHOLD	TOTAL \$000'S
<b>Totals:</b>	<b>\$9,937</b>	<b>\$238,826</b>
<b>New Vehicle Purchase</b>	<b>\$1,809</b>	<b>\$43,492</b>
<b>Used Vehicle Purchase</b>	<b>\$1,751</b>	<b>\$42,091</b>
<b>Motorcycles (New And Used)</b>	<b>\$42</b>	<b>\$1,013</b>
<b>Vehicle Finance Charges</b>	<b>\$229</b>	<b>\$5,521</b>
<b>Gasoline And Oil</b>	<b>\$2,842</b>	<b>\$68,311</b>
<b>Vehicle Repair And Maintenance</b>	<b>\$943</b>	<b>\$22,678</b>
<b>Vehicle Insurance</b>	<b>\$1,119</b>	<b>\$26,914</b>
<b>Public Transportation</b>	<b>\$601</b>	<b>\$14,461</b>
<b>Other Transportation Costs</b>	<b>\$596</b>	<b>\$14,346</b>

### Health Care (2015)

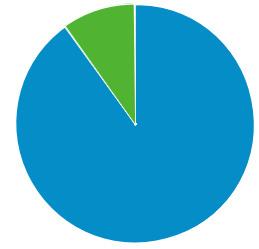
■ Health Care Insurance  
■ Health Care Services  
■ Health Care Supplies And Equipment



	\$ PER HOUSEHOLD	TOTAL \$000'S
<b>Totals:</b>	<b>\$4,279</b>	<b>\$102,845</b>
<b>Health Care Insurance</b>	<b>\$2,395</b>	<b>\$57,560</b>
<b>Health Care Services</b>	<b>\$846</b>	<b>\$20,348</b>
<b>Health Care Supplies And Equipment</b>	<b>\$1,037</b>	<b>\$24,937</b>

### Miscellaneous Expenses (2015)

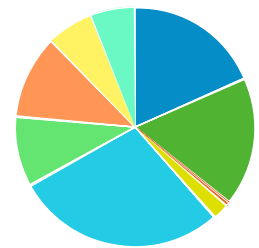
■ Cigarettes  
■ Other Tobacco Products



	\$ PER HOUSEHOLD	TOTAL \$000'S
<b>Totals:</b>	<b>\$352</b>	<b>\$8,695</b>
<b>Cigarettes</b>	<b>\$316</b>	<b>\$7,825</b>
<b>Other Tobacco Products</b>	<b>\$35</b>	<b>\$870</b>

### Transportation (2020)

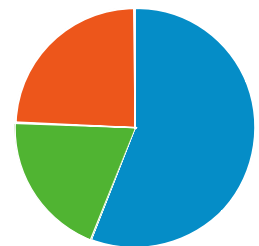
■ New Vehicle Purchase  
■ Used Vehicle Purchase  
■ Motorcycles (New And Used)  
■ Vehicle Finance Charges  
■ Gasoline And Oil  
■ Vehicle Repair And Maintenance  
■ Vehicle Insurance  
■ Public Transportation  
■ Other Transportation Costs



	\$ PER HOUSEHOLD	TOTAL \$000'S
<b>Totals:</b>	<b>\$10,395</b>	<b>\$256,644</b>
<b>New Vehicle Purchase</b>	<b>\$1,913</b>	<b>\$47,243</b>
<b>Used Vehicle Purchase</b>	<b>\$1,809</b>	<b>\$44,665</b>
<b>Motorcycles (New And Used)</b>	<b>\$44</b>	<b>\$1,091</b>
<b>Vehicle Finance Charges</b>	<b>\$239</b>	<b>\$5,911</b>
<b>Gasoline And Oil</b>	<b>\$2,956</b>	<b>\$72,975</b>
<b>Vehicle Repair And Maintenance</b>	<b>\$987</b>	<b>\$24,369</b>
<b>Vehicle Insurance</b>	<b>\$1,169</b>	<b>\$28,870</b>
<b>Public Transportation</b>	<b>\$644</b>	<b>\$15,915</b>
<b>Other Transportation Costs</b>	<b>\$632</b>	<b>\$15,606</b>

### Health Care (2020)

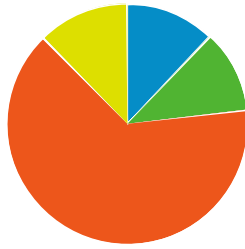
■ Health Care Insurance  
■ Health Care Services  
■ Health Care Supplies And Equipment



	\$ PER HOUSEHOLD	TOTAL \$000'S
<b>Totals:</b>	<b>\$4,481</b>	<b>\$110,626</b>
<b>Health Care Insurance</b>	<b>\$2,507</b>	<b>\$61,907</b>
<b>Health Care Services</b>	<b>\$885</b>	<b>\$21,849</b>
<b>Health Care Supplies And Equipment</b>	<b>\$1,088</b>	<b>\$26,871</b>

### Miscellaneous Expenses (2020)

- Legal And Accounting
- Funeral And Cemetery
- Finance Charges Excluding Mortgage And Vehicle
- Other Miscellaneous Expenses



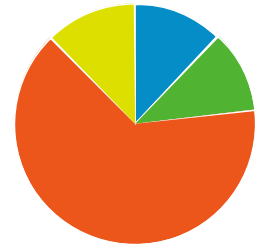
	\$ PER HOUSEHOLD	TOTAL \$000'S
<b>Totals:</b>	<b>\$772</b>	<b>\$18,574</b>
Legal And Accounting	\$93	\$2,250
Funeral And Cemetery	\$86	\$2,069
Finance Charges Excluding Mortgage And Vehicle	\$497	\$11,949
Other Miscellaneous Expenses	\$95	\$2,306

Personal Insurance (2015)		
	\$ PER HOUSEHOLD	TOTAL \$000'S
	\$359	\$8,642

Contributions (2015)		
	\$ PER HOUSEHOLD	TOTAL \$000'S
	\$2,067	\$49,686

Retail Potential (2015)		
	\$ PER HOUSEHOLD	TOTAL \$000'S
New Car Dealers	\$3,627	\$87,176
User Car Dealers	\$217	\$5,217
Recreational Vehicle Dealers	\$11	\$267
Motorcycle and Boat Dealers	\$155	\$3,729
Auto Parts and Accessories	\$561	\$13,500
Tire Dealers	\$256	\$6,153
Furniture Stores	\$340	\$8,184
Floor Covering Stores	\$122	\$2,948
Other Home Furnishing Stores	\$114	\$2,755
Appliances and Electronics Stores	\$797	\$19,173
Computer Stores	\$1,408	\$33,841
Camera and Photography Stores	\$93	\$2,246
Hardware Stores	\$186	\$4,493
Paint and Wallpaper Stores	\$17	\$413
Home Centers	\$416	\$10,009
Other Building Materials Stores	\$497	\$11,967
Outdoor Power Equipment Stores	\$15	\$376
Nursery and Garden Stores	\$125	\$3,016
Grocery Stores	\$5,855	\$140,730
Convenience Stores	\$248	\$5,982
Meat Markets	\$60	\$1,458
Fish and Seafood Markets	\$14	\$346
Fruit and Vegetable Markets	\$28	\$687
Other Specialty Food Markets	\$44	\$1,073
Liquor Stores	\$136	\$3,270
Pharmacy and Drug Stores	\$1,232	\$29,624
Costmetics and Beauty Stores	\$52	\$1,268
Optical Goods Stores	\$129	\$3,104

- Legal And Accounting
- Funeral And Cemetery
- Finance Charges Excluding Mortgage And Vehicle
- Other Miscellaneous Expenses



	\$ PER HOUSEHOLD	TOTAL \$000'S
<b>Totals:</b>	<b>\$812</b>	<b>\$20,066</b>
Legal And Accounting	\$98	\$2,432
Funeral And Cemetery	\$90	\$2,245
Finance Charges Excluding Mortgage And Vehicle	\$522	\$12,898
Other Miscellaneous Expenses	\$100	\$2,490

Personal Insurance (2020)		
	\$ PER HOUSEHOLD	TOTAL \$000'S
	\$384	\$9,490

Contributions (2020)		
	\$ PER HOUSEHOLD	TOTAL \$000'S
	\$2,233	\$55,134

Source: Applied Geographic Solutions, 2015

Other Health and Personal Care Stores	\$100	\$2,409
Gasoline Stations with Convenience Stores	\$934	\$22,465
Gasoline Stations without Convenience Stores	\$154	\$3,721
Men's Clothing Stores	\$51	\$1,232
Women's Clothing Stores	\$163	\$3,941
Childrens' and Infant's Clothing Stores	\$91	\$2,193
Family Clothing Stores	\$345	\$8,299
Clothing Accessory Stores	\$18	\$434
Other Apparel Stores	\$41	\$990
Shoe Stores	\$115	\$2,772
Jewelry Stores	\$214	\$5,145
Luggage Stores	\$203	\$4,897
Sporting Goods Stores	\$155	\$3,745
Hobby, Toy, and Game Stores	\$45	\$1,105
Sewing and Needlecraft Stores	\$16	\$406
Musical Instrument Stores	\$36	\$887
Book Stores	\$332	\$7,982
Record,Tape,and CD Stores	\$87	\$2,100
Department Stores	\$2,713	\$65,206
Warehouse Superstores	\$1,177	\$28,298
Other General Merchandise Stores	\$325	\$7,825
Florists	\$26	\$637
Office and Stationary Stores	\$243	\$5,863
Gift and Souvenir Stores	\$79	\$1,911
Used Merchandise Stores	\$52	\$1,263
Pet and Pet Supply Stores	\$109	\$2,627
Art Dealers	\$9	\$239
Mobile Home Dealers	\$0	\$16
Other Miscellaneous Retail Stores	\$108	\$2,596
Mail Order and Catalog Stores	\$1,957	\$47,037
Vending Machines	\$86	\$2,075
Fuel Dealers	\$356	\$8,579
Other Direct Selling Establishments	\$177	\$4,260
Hotels and Other Travel Accomodations	\$131	\$3,157
RV Parks	\$2	\$51
Rooming and Boarding Houses	\$1	\$24
Full Service Restaurants	\$884	\$21,246
Limited Service Restaurants	\$879	\$21,127
Special Food Services and Catering	\$147	\$3,548
Drinking Places	\$78	\$1,890

